



4 Hoeveel pakjes in de doos? Maak het kaartje vast aan de goede doos.

27

20

24

30

5 Hoeveel blokken?

22 blokken

28 blokken

24 blokken

28 blokken

## 1 Vul de tabellen in.

| +  | 10 | 20 |
|----|----|----|
| 15 | 25 | 35 |
| 32 | 42 | 52 |
| 47 | 57 | 67 |

| +  | 10 | 20 |
|----|----|----|
| 23 | 33 | 43 |
| 56 | 66 | 76 |
| 72 | 82 | 92 |

| -  | 10 | 20 |
|----|----|----|
| 35 | 25 | 15 |
| 48 | 38 | 28 |
| 64 | 54 | 44 |

| -  | 10 | 20 |
|----|----|----|
| 92 | 82 | 72 |
| 87 | 77 | 67 |
| 79 | 69 | 59 |

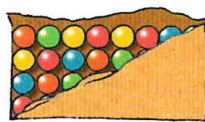
## 2 Hoeveel toverballen? Maak de sommen af.




$$2 \times 4 = 8$$



$$4 \times 4 = 16$$



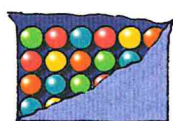
$$8 \times 4 = 32$$



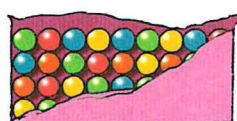
$$7 \times 4 = 28$$




$$3 \times 4 = 12$$



$$6 \times 4 = 24$$



$$9 \times 4 = 36$$



$$5 \times 4 = 20$$

## 3 In welke kist hoort het kaartje? Trek een lijn.

Two wooden crates are shown. The left crate is labeled "MINDER DAN 50" and the right crate is labeled "MEER DAN 50". Various arithmetic problems are connected to the crates by lines, indicating which crate they belong to.

Problems connected to the "MINDER DAN 50" crate:

- $39 + 10$
- $43 + 8$
- $34 + 14$
- $23 + 30$
- $30 + 18$
- $19 + 19$
- $72 - 20$
- $85 - 30$

Problems connected to the "MEER DAN 50" crate:

- $4 + 47$
- $8 + 45$
- $61 - 9$
- $100 - 52$
- $99 - 50$
- $59 - 7$
- $64 - 20$
- $57 - 8$



3 Hoeveel liter gaat er in?

1 liter? Kleur rood.  
 Meer dan 1 liter? Kleur blauw.  
 Minder dan 1 liter? Kleur geel.



4 Hoeveel liter gaat er in?

Kies uit: 10 liter, 500 000 liter, 1 liter, 40 liter, 5000 liter, 300 liter.

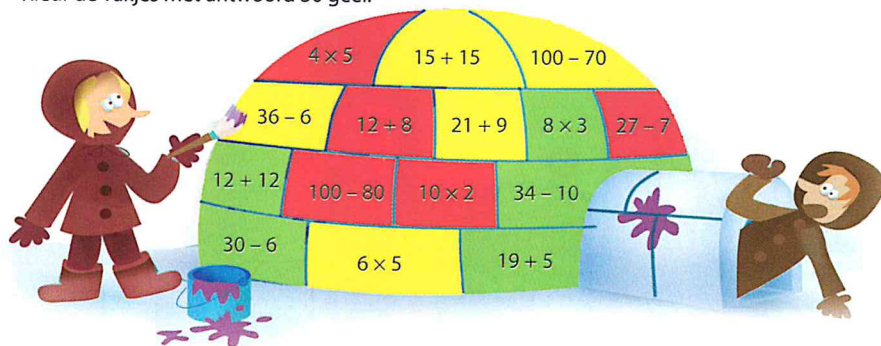


## 1 Reken uit en kleur.

Kleur de vakjes met antwoord 20 rood.

Kleur de vakjes met antwoord 24 groen.

Kleur de vakjes met antwoord 30 geel.



## 2 Vul de tabellen in.

| x  | 3  | 4  | 5  |
|----|----|----|----|
| 1  | 3  | 4  | 5  |
| 10 | 30 | 40 | 50 |
| 5  | 15 | 20 | 25 |
| 9  | 27 | 36 | 45 |

| x | 3  | 4  | 5  |
|---|----|----|----|
| 2 | 6  | 8  | 10 |
| 4 | 12 | 16 | 20 |
| 8 | 24 | 32 | 40 |
| 7 | 21 | 28 | 35 |

| x | 3  | 4  | 5  |
|---|----|----|----|
| 2 | 6  | 8  | 10 |
| 3 | 9  | 12 | 15 |
| 6 | 18 | 24 | 30 |
| 9 | 27 | 36 | 45 |

## 3 Wat is meer? Kleur dat vakje.

$8 \times 5$  —  $50 - 11$

$25 - 10$  —  $4 \times 4$

$6 \times 4$  —  $10 + 15$

$51 - 6$  —  $9 \times 4$

$6 \times 3$  —  $7 + 9$

$25 - 6$  —  $9 \times 2$

$7 \times 3$  —  $45 - 20$

$8 + 38$  —  $9 \times 5$

$8 \times 3$  —  $11 + 11$

$15 + 15$  —  $7 \times 4$

$7 \times 2$  —  $55 - 40$

$52 - 8$  —  $7 \times 5$

$9 \times 3$  —  $95 - 70$

$40 - 9$  —  $8 \times 4$

$6 \times 5$  —  $8 + 25$



4 Wat krijg je terug? Teken de munten.

| je koopt: | je geeft: | je krijgt terug: |
|-----------|-----------|------------------|
| 60 cent   | 1 EURO    | 40 cent          |
| 55 cent   | 1 EURO    | 45 cent          |
| 95 cent   | 2 EURO    | 5 cent           |
| 90 cent   | 1 EURO    | 10 cent          |
| 75 cent   | 1 EURO    | 25 cent          |

kan op verschillende manieren

5 Wie heeft het meeste geld? Kleur de naam.

a **Yasmin** Zora

b **Vivian** Max

c Eef **Anne**

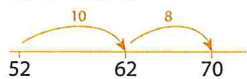
d Karin **Pieter**

e **Siebe** **Geert**

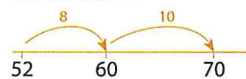
f **Tom** Sanne

## 1 Hoe spring jij? Teken het op de lege getallenlijn.

van 52 naar 70



van 52 naar 70



van 18 naar 30

18

kan op verschillende manieren

van 27 naar 47

27

van 44 naar 58

44

van 65 naar 85

65

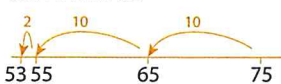
van 72 naar 96

72



## 2 Hoe spring jij? Teken het op de lege getallenlijn.

van 75 naar 53



van 75 naar 53



kan op verschillende manieren

van 96 naar 76

96

van 84 naar 62

84

van 50 naar 26

50

van 77 naar 55

77

van 39 naar 12

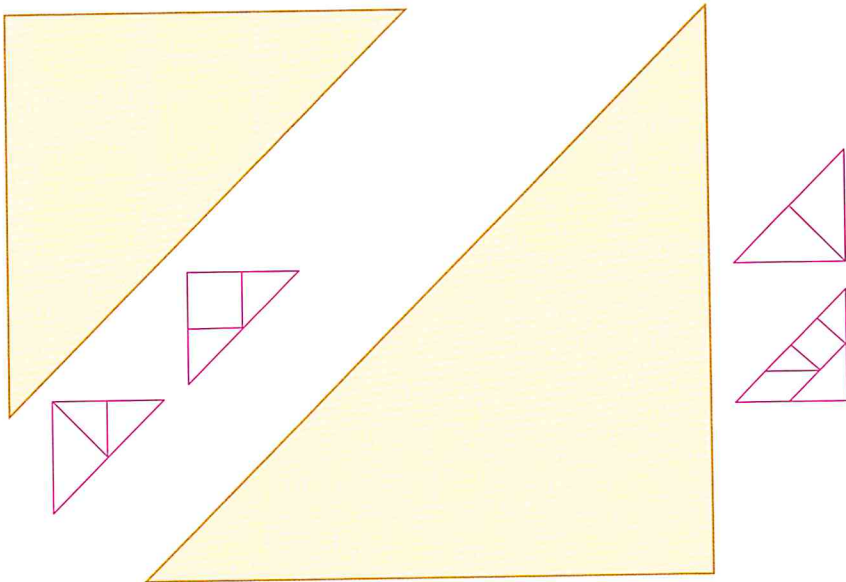
39



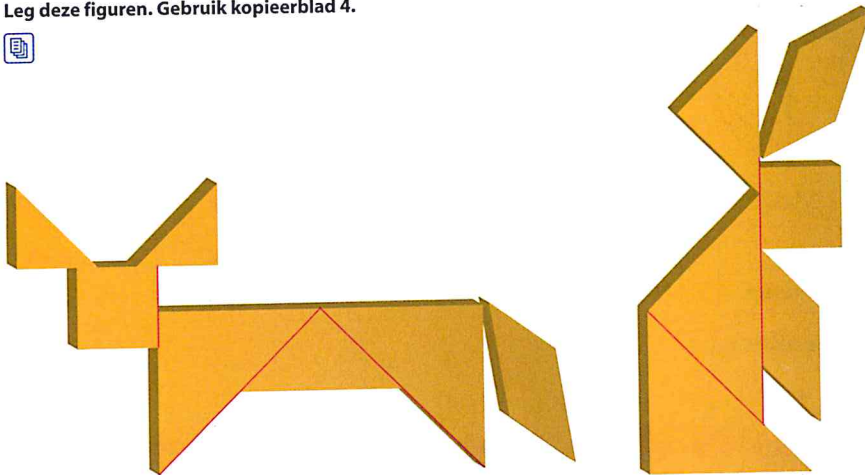
4 Vul de driehoeken. Gebruik kopieerblad 4.



Het kan op verschillende manieren.  
Je hoeft niet alle stukjes te gebruiken.



5 Leg deze figuren. Gebruik kopieerblad 4.



Maak zelf nog een mooi figuur.

1 Reken uit en kleur.

Kleur de kistjes met antwoord 18 rood.  
 Kleur de kistjes met antwoord 24 groen.  
 Kleur de kistjes met antwoord 28 geel.

2 Hoe laat?

20:00  
8 uur 's avonds

11:00  
11 uur 's morgens

18:00  
6 uur 's middags

4:00  
4 uur 's nachts

22:00  
10 uur 's avonds

13:30  
half 2 's middags

22:30  
half 11 's avonds

17:30  
half 6 's middags

2:30  
half 3 's nachts

19:30  
half 8 's avonds

3 Vul de tabellen in.

|    |    |    |    |
|----|----|----|----|
| ×  | 5  | 4  | 3  |
| 10 | 50 | 40 | 30 |
| 9  | 45 | 36 | 27 |
| 5  | 25 | 20 | 15 |
| 6  | 30 | 24 | 18 |

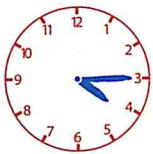
|   |    |    |    |
|---|----|----|----|
| × | 5  | 4  | 3  |
| 2 | 10 | 8  | 6  |
| 3 | 15 | 12 | 9  |
| 6 | 30 | 24 | 18 |
| 9 | 45 | 36 | 27 |

|   |    |    |    |
|---|----|----|----|
| × | 5  | 4  | 3  |
| 2 | 10 | 8  | 6  |
| 4 | 20 | 16 | 12 |
| 8 | 40 | 32 | 24 |
| 7 | 35 | 28 | 21 |

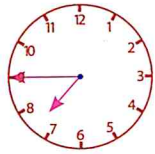




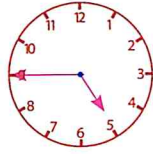
3 Teken de wijzers.



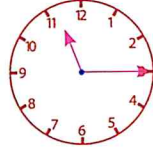
kwart over 4



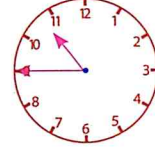
kwart voor 8



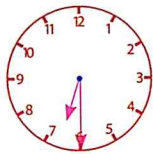
kwart voor 5



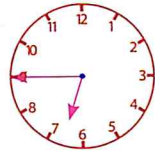
kwart over 11



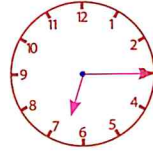
kwart voor 11



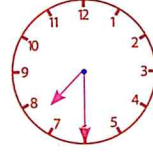
half 7



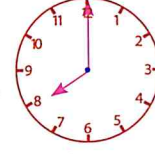
kwart voor 7



kwart over 7

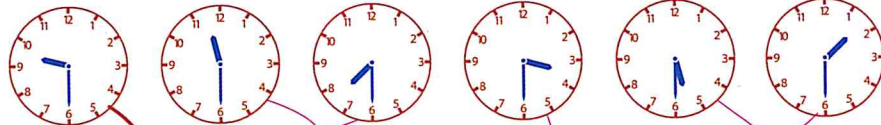


half 8

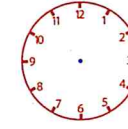
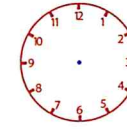
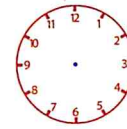
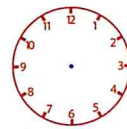
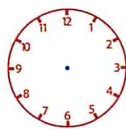


8 uur

4 Welke klokken horen bij elkaar? Trek een lijn.



5 Teken zelf de wijzers. Schrijf de tijd eronder.



|                  |  |  |  |  |  |
|------------------|--|--|--|--|--|
| 3:00             |  |  |  |  |  |
| 3 uur 's middags |  |  |  |  |  |

Blok 2 Week 2 Extra

1 Zoek de schat bij de kist. Trek een lijn.

Activity 1: Match math problems with their results. The problems are in treasure chests, and the results are in piles of gold coins.

|              |           |              |           |               |
|--------------|-----------|--------------|-----------|---------------|
| $7 \times 4$ | $60 - 17$ | $55 + 25$    | $19 + 11$ | $7 \times 10$ |
| 15           | 13        | 91           | 80        | 28            |
| 79           | 43        | 70           | 30        | 20            |
| $80 - 60$    | $97 - 6$  | $9 \times 2$ | $7 + 8$   | $62 + 17$     |

Hand-drawn lines connect the chests to the correct piles of coins:  $7 \times 4 \rightarrow 28$ ,  $60 - 17 \rightarrow 43$ ,  $55 + 25 \rightarrow 80$ ,  $19 + 11 \rightarrow 30$ ,  $7 \times 10 \rightarrow 70$ ,  $80 - 60 \rightarrow 20$ ,  $97 - 6 \rightarrow 91$ ,  $9 \times 2 \rightarrow 18$ ,  $7 + 8 \rightarrow 15$ , and  $62 + 17 \rightarrow 79$ .

2 Bij welke klok hoort de tijd? Trek een lijn.


Activity 2: Match clock faces with their corresponding times. A mouse is sitting on top of an hourglass.

|  |  |              |
|--|--|--------------|
|  |  | half 12      |
|  |  | 13:00        |
|  |  | half 10      |
|  |  | half 3       |
|  |  | 16:00        |
|  |  | 09:00        |
|  |  | half 9       |
|  |  | kwart over 6 |

Hand-drawn lines connect the clock faces to the correct time labels: 10:30 to half 10, 12:00 to half 12, 2:30 to half 3, 3:00 to half 3, 3:30 to half 3, 12:00 to half 12, 16:00 to 13:00, 9:00 to 09:00, 9:30 to half 9, and 6:15 to kwart over 6.



3 Hoeveel kistjes heb je nodig?



20 kistjes met 2 goudstukken



10 kistjes met 4 goudstukken



8 kistjes met 5 goudstukken



5 kistjes met 8 goudstukken



4 kistjes met 10 goudstukken



4 Hoeveel kistjes kun je vullen?



Je kunt 6 kistjes vullen.

Er blijven 2 goudstukken over.



Je kunt 7 kistjes vullen.

Er blijven 2 goudstukken over.



1 Vul de tabellen in.

|    |    |    |    |    |    |
|----|----|----|----|----|----|
| -  | 4  | 6  | 9  | 3  | 7  |
| 80 | 76 | 74 | 71 | 77 | 73 |
| 60 | 56 | 54 | 51 | 57 | 53 |

|    |    |    |    |    |    |
|----|----|----|----|----|----|
| -  | 2  | 3  | 5  | 6  | 9  |
| 52 | 50 | 49 | 47 | 46 | 43 |
| 73 | 71 | 70 | 68 | 67 | 64 |

|    |    |    |    |    |    |
|----|----|----|----|----|----|
| +  | 4  | 6  | 7  | 9  | 8  |
| 46 | 50 | 52 | 53 | 55 | 54 |
| 83 | 87 | 89 | 90 | 92 | 91 |



2 Wat is meer? Kleur die som.

|         |        |         |        |         |        |
|---------|--------|---------|--------|---------|--------|
| 25 - 10 | 4 × 4  | 6 × 5   | 7 + 25 | 10 + 15 | 6 × 4  |
| 9 × 4   | 41 - 6 | 7 + 9   | 6 × 3  | 9 × 2   | 27 - 8 |
| 39 - 20 | 7 × 3  | 9 × 5   | 7 + 37 | 18 + 7  | 8 × 3  |
| 7 × 4   | 36 - 7 | 35 - 20 | 7 × 2  | 7 × 5   | 45 - 9 |
| 38 - 9  | 9 × 3  | 8 × 4   | 40 - 7 | 7 + 25  | 6 × 5  |

3 Reken uit. Kleur de antwoorden in het cijferveld.

- 40 - 14 = 26    6 × 3 = 18    14 + 9 = 23
- 60 - 9 = 51    10 × 5 = 50    6 + 35 = 41
- 90 - 84 = 6    9 × 4 = 36    19 + 13 = 32
- 69 - 23 = 46    9 × 5 = 45    3 + 34 = 37
- 99 - 60 = 39    7 × 3 = 21    19 + 19 = 38
- 50 - 48 = 2    3 × 4 = 12    42 + 14 = 56
- 60 - 13 = 47    6 × 4 = 24    15 + 16 = 31
- 42 - 9 = 33    5 × 2 = 10    6 + 49 = 55
- 60 - 18 = 42    3 × 5 = 15    12 + 13 = 25
- 35 - 8 = 27    8 × 5 = 40

|    |    |    |    |    |    |    |
|----|----|----|----|----|----|----|
| 1  | 2  | 3  | 4  | 5  | 6  | 7  |
| 8  | 9  | 10 | 11 | 12 | 13 | 14 |
| 15 | 16 | 17 | 18 | 19 | 20 | 21 |
| 22 | 23 | 24 | 25 | 26 | 27 | 28 |
| 29 | 30 | 31 | 32 | 33 | 34 | 35 |
| 36 | 37 | 38 | 39 | 40 | 41 | 42 |
| 43 | 44 | 45 | 46 | 47 | 48 | 49 |
| 50 | 51 | 52 | 53 | 54 | 55 | 56 |

1 Vul de tabellen in.

|    |    |    |
|----|----|----|
| -  | 30 | 35 |
| 48 | 18 | 13 |
| 67 | 37 | 32 |
| 75 | 45 | 40 |
| 69 | 39 | 34 |
| 36 | 6  | 1  |

|    |    |    |
|----|----|----|
| -  | 30 | 37 |
| 80 | 50 | 43 |
| 70 | 40 | 33 |
| 90 | 60 | 53 |
| 40 | 10 | 3  |
| 60 | 30 | 23 |



2 Vul de tabellen in.

|    |    |    |    |    |    |
|----|----|----|----|----|----|
| -  | 40 | 43 | 45 | 47 | 49 |
| 64 | 24 | 21 | 19 | 17 | 15 |
| 85 | 45 | 42 | 40 | 38 | 36 |
| 93 | 53 | 50 | 48 | 46 | 44 |

|    |    |    |    |    |    |
|----|----|----|----|----|----|
| -  | 50 | 53 | 55 | 56 | 59 |
| 76 | 26 | 23 | 21 | 20 | 17 |
| 83 | 33 | 30 | 28 | 27 | 24 |
| 95 | 45 | 42 | 40 | 39 | 36 |


3 In welke doos hoort het kaartje? Trek een lijn.

$50 - 12$     $52 - 14$     $41 - 7$     $42 - 9$   
 $100 - 69$     $81 - 39$     $71 - 39$     $92 - 55$   
 $52 - 19$   
 $45 - 8$     $46 - 9$   
 $50 - 18$     $100 - 62$     $83 - 55$     $60 - 23$     $60 - 27$

Box 1: minder dan 35  
 Box 2: meer dan 35



3 Welke plattegrond hoort bij het bouwsel? Trek een lijn.



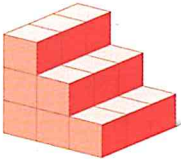
|   |   |
|---|---|
| 3 | 2 |
| 3 | 2 |
| 2 | 1 |

|   |   |   |
|---|---|---|
| 4 | 4 | 4 |
| 5 | 4 | 3 |
| 4 | 3 | 3 |

|   |   |   |
|---|---|---|
| 3 | 2 | 1 |
| 3 | 2 | 1 |
| 3 | 2 |   |

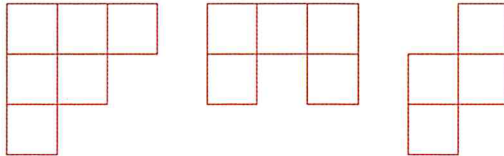
|   |   |   |
|---|---|---|
| 2 | 3 | 4 |
|   | 3 | 3 |
|   |   | 2 |

4 Bouwsels van 18 blokjes.





|   |   |   |
|---|---|---|
| 3 | 2 | 1 |
| 3 | 2 | 1 |
| 3 | 2 | 1 |

Bedenk zelf bouwsels van 18 blokjes.  
Vul de plattegronden in.




5 Bedenk zelf een bouwsel.

Je mag zelf weten hoeveel blokjes je gebruikt.  
Teken de plattegrond hiernaast.





4 Hoe lang zijn de planken?

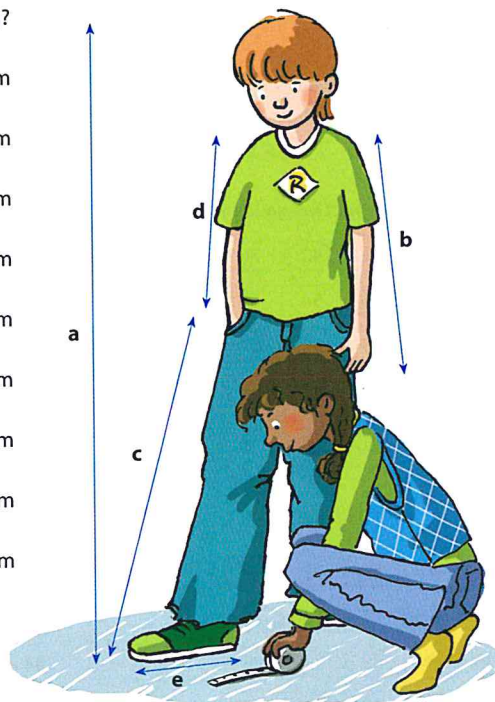


5 Meet en vul in.

Wat meet je?

Hoe lang?

- a hele lichaam ..... cm
- b arm ..... cm
- c been ..... cm
- d romp ..... cm
- e voet ..... cm
- f ..... cm
- g ..... cm
- h ..... cm
- i ..... cm



## 1 Vul de tabellen in.

| -  | 10 | 16 | 18 |
|----|----|----|----|
| 40 | 30 | 24 | 22 |
| 60 | 50 | 44 | 42 |
| 80 | 70 | 64 | 62 |

| -  | 10 | 14 | 18 |
|----|----|----|----|
| 35 | 25 | 21 | 17 |
| 48 | 38 | 34 | 30 |
| 64 | 54 | 50 | 46 |

| -  | 10 | 12 | 19 |
|----|----|----|----|
| 92 | 82 | 80 | 73 |
| 83 | 73 | 71 | 64 |
| 76 | 66 | 64 | 57 |


## 2 Hoeveel soesjes? Maak de sommen af.




$$2 \times 6 = 12$$



$$4 \times 6 = 24$$



$$8 \times 6 = 48$$




$$7 \times 6 = 42$$



$$3 \times 6 = 18$$



$$6 \times 6 = 36$$



$$9 \times 6 = 54$$



$$5 \times 6 = 30$$

## 3 Kleur het vakje met het goede antwoord.

$37 + 5 =$

$37 + 8 =$

$37 + 20 =$

$37 + 23 =$

$37 + 28 =$

$65 - 3 =$

$65 - 7 =$

$65 - 20 =$

$65 - 13 =$

$65 - 37 =$

$46 + 7 =$

$46 + 9 =$

$46 + 30 =$

$46 + 43 =$

$46 + 28 =$

$94 - 6 =$

$94 - 9 =$

$94 - 70 =$

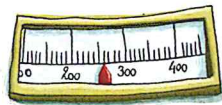
$94 - 34 =$

$94 - 68 =$






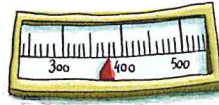
4 Hoe zwaar is het?



260 g

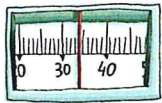


140 g

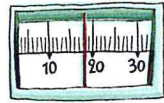


380 g

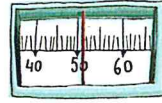
5 Hoe zwaar zijn ze?



34 kg



18 kg



51 kg

6 Wegen.

a Weeg twee kinderen. Vul daarna het lijstje in.

~~~~~

kind 1: ..... kg

kind 2: ..... kg

---

verschil ..... kg

b Kies een voorwerp uit de klas

Het moet zwaarder zijn dan 1 kg, maar lichter dan 10 kg.

Weeg het voorwerp. Kijk of het klopt.

Kies daarna een ander voorwerp.

~~~~~

voorwerp 1:

.....

weegt: ..... kg

~~~~~

voorwerp 2:

.....

weegt: ..... kg

1 Wat is meer? Kleur dat vakje.

$25 - 10$

$7 \times 2$

$5 \times 6$

$14 + 14$

$17 + 17$

$9 \times 4$

$6 \times 3$

$7 + 9$

$30 - 14$

$9 \times 2$

$8 \times 2$

$30 - 16$

$50 - 19$

$8 \times 4$

$6 \times 4$

$6 + 16$

$18 + 7$

$9 \times 3$

$4 \times 4$

$26 - 9$

$95 - 80$

$4 \times 3$

$7 \times 4$

$40 - 14$

$31 - 9$

$8 \times 3$


$3 \times 6$

$30 - 11$

$40 - 17$

$7 \times 3$

2 Hoe zwaar zijn ze?



3 Vul de tabellen in.

| x  | 4  | 3  | 6  |
|----|----|----|----|
| 10 | 40 | 30 | 60 |
| 9  | 36 | 27 | 54 |
| 5  | 20 | 15 | 30 |
| 6  | 24 | 18 | 36 |

| x | 3  | 6  | 4  |
|---|----|----|----|
| 2 | 6  | 12 | 8  |
| 3 | 9  | 18 | 12 |
| 6 | 18 | 36 | 24 |
| 9 | 27 | 54 | 36 |

| x | 6  | 4  | 3  |
|---|----|----|----|
| 2 | 12 | 8  | 6  |
| 4 | 24 | 16 | 12 |
| 8 | 48 | 32 | 24 |
| 7 | 42 | 28 | 21 |



3 Zet de maanden in de goede volgorde.

|          |           |           |           |          |           |
|----------|-----------|-----------|-----------|----------|-----------|
| april    | maart     | februari  | februari  | maart    | april     |
| mei      | juli      | juni      | mei       | juni     | juli      |
| november | oktober   | september | september | oktober  | november  |
| juli     | september | augustus  | juli      | augustus | september |
| januari  | december  | februari  | december  | januari  | februari  |

4 Maak de kalender af.

5 Welke dagen vind jij belangrijk?

- a Kleur belangrijke dagen in de kalender.
- b Maak een lijstje van die dagen.

| dag       | gebeurtenis | dag   | gebeurtenis |
|-----------|-------------|-------|-------------|
| 1 januari | Nieuwjaar   | ..... | .....       |
| .....     | .....       | ..... | .....       |
| .....     | .....       | ..... | .....       |

1 Vul het getal ervoor en erna in.

|     |     |     |     |     |     |     |     |     |
|-----|-----|-----|-----|-----|-----|-----|-----|-----|
| 99  | 100 | 101 | 160 | 161 | 162 | 104 | 105 | 106 |
| 108 | 109 | 110 | 151 | 152 | 153 | 184 | 185 | 186 |
| 157 | 158 | 159 | 170 | 171 | 172 | 118 | 119 | 120 |
| 128 | 129 | 130 | 189 | 190 | 191 | 123 | 124 | 125 |
| 139 | 140 | 141 | 131 | 132 | 133 | 197 | 198 | 199 |

2 Kijk op de kalender.

a Vul de dagen in.

**mei**

|   |    |    |    |    |    |
|---|----|----|----|----|----|
| M | 30 | 7  | 14 | 21 | 28 |
| D | 1  | 8  | 15 | 22 | 29 |
| W | 2  | 9  | 16 | 23 | 30 |
| D | 3  | 10 | 17 | 24 | 31 |
| V | 4  | 11 | 18 | 25 | 1  |
| Z | 5  | 12 | 19 | 26 | 2  |
| Z | 6  | 13 | 20 | 27 | 3  |

**juni**

|   |    |    |    |    |    |
|---|----|----|----|----|----|
| M | 28 | 4  | 11 | 18 | 25 |
| D | 29 | 5  | 12 | 19 | 26 |
| W | 30 | 6  | 13 | 20 | 27 |
| D | 31 | 7  | 14 | 21 | 28 |
| V | 1  | 8  | 15 | 22 | 29 |
| Z | 2  | 9  | 16 | 23 | 30 |
| Z | 3  | 10 | 17 | 24 | 1  |

**juli**

|   |    |   |    |    |    |    |
|---|----|---|----|----|----|----|
| M | 25 | 2 | 9  | 16 | 23 | 30 |
| D | 26 | 3 | 10 | 17 | 24 | 31 |
| W | 27 | 4 | 11 | 18 | 25 | 1  |
| D | 28 | 5 | 12 | 19 | 26 | 2  |
| V | 29 | 6 | 13 | 20 | 27 | 3  |
| Z | 30 | 7 | 14 | 21 | 28 | 4  |
| Z | 1  | 8 | 15 | 22 | 29 | 5  |

b Op welke dag?

- 5 mei: zaterdag ..... 8 juni: vrijdag ..... 9 juli: maandag .....
- 8 mei: dinsdag ..... 15 juni: vrijdag ..... 16 juli: maandag .....
- 15 mei: dinsdag ..... 20 juni: woensdag ..... 20 juli: vrijdag .....
- 24 mei: donderdag ..... 25 juni: maandag ..... 25 juli: woensdag .....
- 30 mei: woensdag ..... 29 juni: vrijdag ..... 30 juli: maandag .....



3 Reken uit. Kleur de antwoorden in het cijferveld.

- 87 - 40 = 47    10 x 6 = 60    22 + 15 = 37
- 100 - 78 = 22    9 x 6 = 54    15 + 16 = 31
- 100 - 87 = 13    4 x 4 = 16    25 + 26 = 51
- 65 - 8 = 57    8 x 5 = 40    23 + 38 = 61
- 20 - 11 = 9    3 x 4 = 12    17 + 17 = 34
- 40 - 21 = 19    6 x 6 = 36    8 + 25 = 33
- 54 - 15 = 39    7 x 6 = 42    15 + 49 = 64
- 52 - 26 = 26

|    |    |    |    |    |    |    |    |
|----|----|----|----|----|----|----|----|
| 9  | 10 | 11 | 12 | 13 | 14 | 15 | 16 |
| 17 | 18 | 19 | 20 | 21 | 22 | 23 | 24 |
| 25 | 26 | 27 | 28 | 29 | 30 | 31 | 32 |
| 33 | 34 | 35 | 36 | 37 | 38 | 39 | 40 |
| 41 | 42 | 43 | 44 | 45 | 46 | 47 | 48 |
| 49 | 50 | 51 | 52 | 53 | 54 | 55 | 56 |
| 57 | 58 | 59 | 60 | 61 | 62 | 63 | 64 |

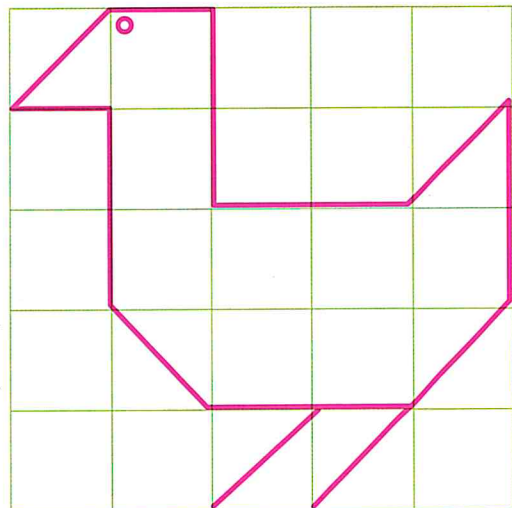
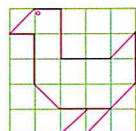
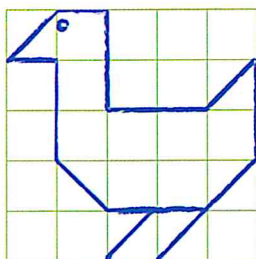


3 Waar stond de fotograaf?


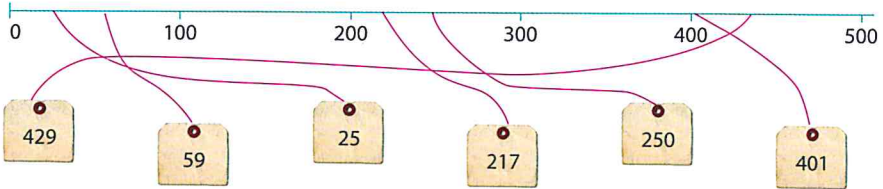
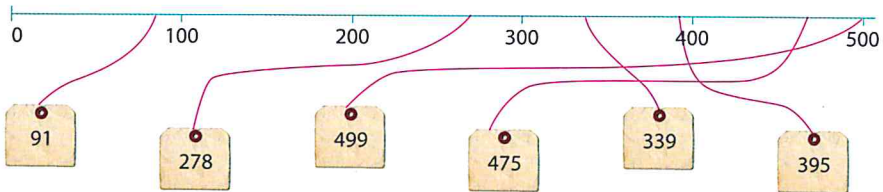
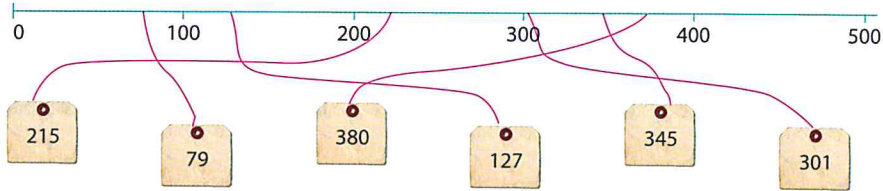


|           |   |   |   |   |   |   |
|-----------|---|---|---|---|---|---|
| foto      | 1 | 2 | 3 | 4 | 5 | 6 |
| fotograaf | e | a | b | f | c | d |

4 Teken de kip twee keer na.



1 Maak de kaartjes vast aan de getallenlijn.



2 Vul de tabellen in.

|    |    |    |    |
|----|----|----|----|
| ×  | 3  | 4  | 5  |
| 10 | 30 | 40 | 50 |
| 9  | 27 | 36 | 45 |
| 5  | 15 | 20 | 25 |
| 7  | 21 | 28 | 35 |





|   |    |    |    |
|---|----|----|----|
| × | 3  | 6  | 4  |
| 2 | 6  | 12 | 8  |
| 4 | 12 | 24 | 16 |
| 8 | 24 | 48 | 32 |
| 9 | 27 | 54 | 36 |

|   |    |    |    |
|---|----|----|----|
| × | 6  | 4  | 3  |
| 3 | 18 | 12 | 9  |
| 6 | 36 | 24 | 18 |
| 9 | 54 | 36 | 27 |
| 7 | 42 | 28 | 21 |

Les 3 Week 2
















Blok 4

3 Hoeveel moet je betalen? Kijk in je lesboek.

|                                                                                   |      |                                                                                   |      |
|-----------------------------------------------------------------------------------|------|-----------------------------------------------------------------------------------|------|
|  | € 20 |  | € 22 |
|  | € 20 |  | € 36 |

4 Wie kunnen er mee? Kleur steeds twee manieren.

er zijn meerdere mogelijkheden (meer dan 2)

|      | volwassene € 8                                                                      | kinderen € 6                                                                        | 65+ € 4                                                                             |
|------|-------------------------------------------------------------------------------------|-------------------------------------------------------------------------------------|-------------------------------------------------------------------------------------|
| € 16 |    |    |    |
| € 28 |    |    |    |
|      |    |    |    |
| € 32 |  |  |  |
|      |  |  |  |

5 Wie gaat er mee?

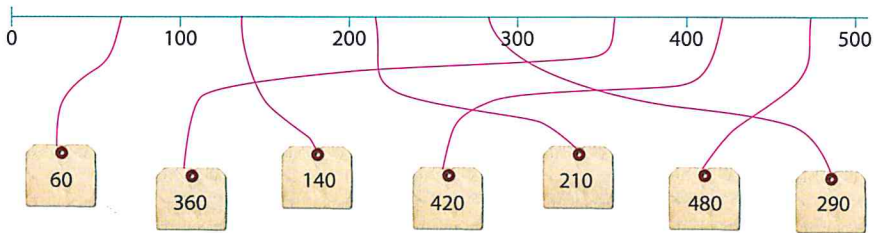
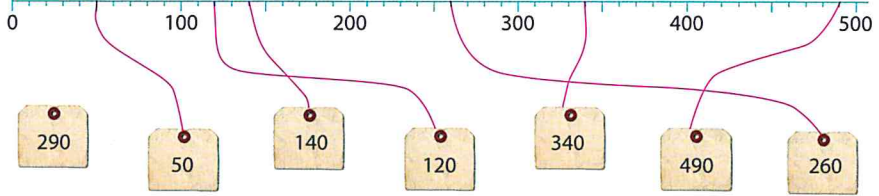
a Met wie ga jij naar het pretpark? Met je familie? Met je vrienden? Of ...

Ik ga met .....

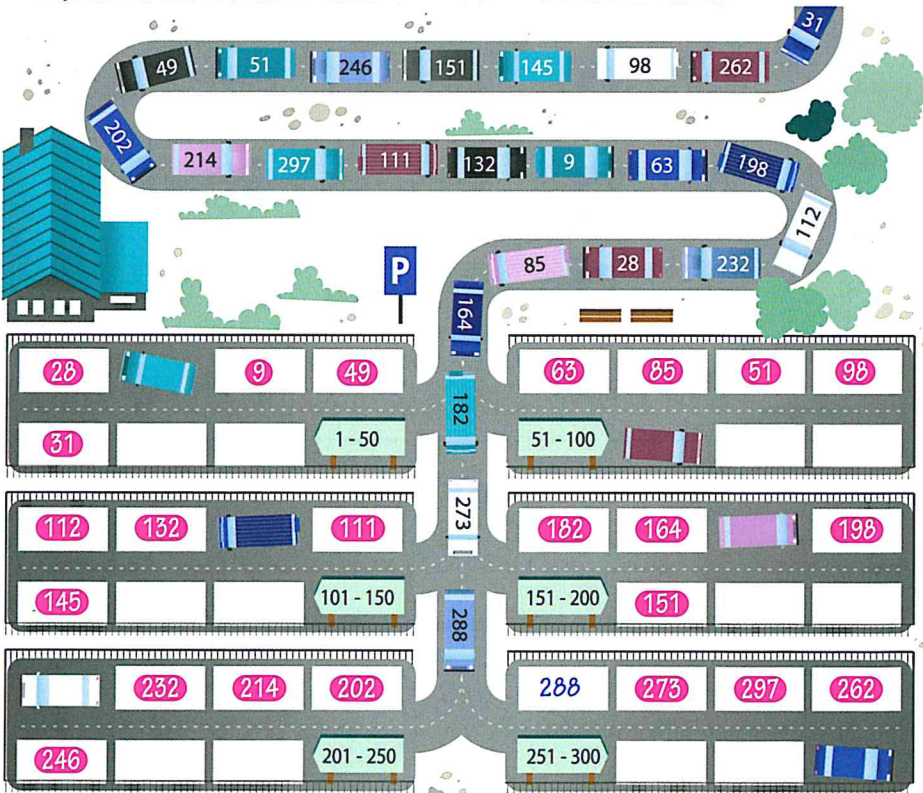
b Hoeveel euro moet je dan betalen?

.....

1 Maak de kaartjes vast aan de getallenlijn.



2 In welk parkeervak horen de auto's?







3 Hoe duur is het grondzeil?




4 Teken zelf grondzeil.

Dit stuk grondzeil kost € 6.



Teken zelf grondzeil van € 12, € 24, € 30, € 60 en € 3. Kleur het ook in.

er zijn allerlei mogelijkheden



## 4 Maak de sommen.

$34 + 6 = 40$

$50 - 3 = 47$

$16 + 4 = 20$

$80 - 6 = 74$

$27 + 3 = 30$

$60 - 5 = 55$

$53 + 7 = 60$


$70 - 7 = 63$

$41 + 9 = 50$

$90 - 4 = 86$



## 5 Hoeveel kinderen kunnen schaatsen?



$$26 + 6 = 32$$

Number line for  $26 + 6 = 32$ : 26, 30, 32. Jumps of 4 and 2.

$$32 - 5 = 27$$

Number line for  $32 - 5 = 27$ : 27, 30, 32. Jumps of 3 and 2.

## 6 Reken uit. Je mag de lege getallenlijn gebruiken.

$23 - 5 = 18$ 

Number line for  $23 - 5 = 18$ : 18, 20, 23.

$38 + 8 = 46$ 

Number line for  $38 + 8 = 46$ : 38, 40, 46.

$32 - 4 = 28$ 

Number line for  $32 - 4 = 28$ : 28, 32.

$46 + 7 = 53$ 

Number line for  $46 + 7 = 53$ : 46, 53.

$45 - 7 = 38$ 

Number line for  $45 - 7 = 38$ : 38, 45.

$68 + 6 = 74$ 

Number line for  $68 + 6 = 74$ : 68, 74.

$54 - 6 = 48$ 

Number line for  $54 - 6 = 48$ : 48, 54.

$87 + 7 = 94$ 

Number line for  $87 + 7 = 94$ : 87, 94.

$37 - 8 = 29$ 

Number line for  $37 - 8 = 29$ : 29, 37.

$27 + 8 = 35$ 

Number line for  $27 + 8 = 35$ : 27, 35.